

"Enjoy the performance.
For service leave it on **4Matic**"

4Matic[®]
Industrial Valves and Valve Automation



*Your Solution Partner in
Industrial Valve Automation*

PLUG VALVE



www.4maticvalves.com / info@4maticvalves.com



4Matic®
Industrial Valves and Valve Automation

About Us

4Matic®
Industrial Valves and Valve Automation

Aira 4Matic Global Valve Automation Pvt. Ltd. headquartered in Ahmedabad, Gujarat, India accredited with ISO 9001, from BVQI – LONDON is one of the leading manufacturer and exporter of automation and manual valves in the small sector in India having over 25-years of experience maintains one of the largest and most diversified markets of valves globally. We export our product in more than 20+ countries and have received excellent feedbacks.

We manufacture pneumatic actuator operated valves, automation valves. Pneumatic actuator operated valves can easily tolerate heavy loads, and are easily available and inexpensive too. Our products meet a wide range of users from different fields in fossil & cogeneration power, nuclear, refining, petrochemicals, pulp & paper, LNG & cryogenics, pharma industry.

We are continuously enhancing the ability of our staff and workers to become "customers preferred company." The motto of our organization is to become a "One - stop shop" for our clients and customers. For this, we have fully dedicated staff in each field.

Our management and employees are more passionate about manufacturing quality products and are always striving to improve and to meet the expectations and desires of our clients and customers in the guidance of dedicated and experienced management.

For further clarification of our products & services, Please feel free to contact us.



ISO Certification



Atex Certificate for Micro Limit Switch



Atex Certificate for Solenoid Coil



API Certificate for Ball Valve



API Certificate for Butterfly Valve

Approval

Approval

TDS, SGS, MECON, LLOYDS, PDIL, RITES, ONGC, BVIS, UHDE, BHEL, NPCIL, BARC, SAIL, Indian Navy & many more. We have always kept our Design & Development Department on their toes. Even when a product has been positively accepted in the market, We have made changes for the better instead of resting on our laurels. Also we have full fledged in house flow testing facility.

Organisation Belief

"Customer Is The Top Priority"
Continuous job training to it's employees and human resource development strengths have given a loyal, trained workforce with great motivation. We have a network of service and sales operations by qualified engineers and marketing personnel, by which the nationwide requirements are being fulfilled.

Reputation

Client's satisfaction with quality, fast action, rates, pre and post sales services.

Aim

To provide the most economic and quality product under the latest international manufacturing standards.



CE Actuator



CE Ball Valve



CE Ball Valve



CE Micro Limit Switch



CE Solenoid Coil & Positioner



IBR Certificate



Company Profile



Index

Sr. No.	Item Name	Page No.
1	Torque & Cv Value / Flow Co - Efficients	1
2	Testing & Test Duration	2
3	Plug Valve Features	3 - 4
4	Plug Valve Exploded View	5
5	Actuator Operated 2 Way Plug Valve Screwed	6
6	Actuator Operated 2 Way Plug Valve Flanged	7
7	Actuator Operated 2 Way Jacketed Plug Valve Flanged	8
8	Hand Lever Operated 2 Way Plug Valve Screwed	9
9	Hand Lever Operated 2 Way Plug Valve Flanged	10
10	Actuator Operated 3 Way Plug Valve Flanged	11
11	Hand Lever Operated 3 Way Plug Valve Flanged	12
12	3 Way Plug Valves Multiport How Arrangements	13
13	Plug Valve Flange Dimensions Table	14
14	Accessories for Pneumatic Actuators	15 - 16

Torque & Cv Value

Torque Values

BREAK AWAY TORQUE NM		
Valve Size		150# & 300#
MM	Inch	
15	1/2"	18
20	3/4"	18
25	1"	36
32	1.1/4"	46
40	1.1/2"	55
50	2"	114
65	2.1/2"	131
80	3"	162
100	4"	221
125	5"	295
150	6"	450
200	8"	750
250	10"	1400
300	12"	1900

ACTUATOR SELECTION MULTIPLY THE ABOVE VALUES BY THE FOLLOWING FACTORS (F) TO GET THE ACTUATOR TORQUE.

SERVICE	FACTOR 'F'
RAW WATER	1.35
WET SERVICE	1.35
STEAM	1.25
GAS	1.40
SLURRY	1.80
VISCOUS LIQUID	2.00

Notes :

- 1 For GFT, CFT, GRFT & SS Filled PTFE Seats
Multiply The Above Values By 1.2
- 2 For Torque of lined valves please contact marketing person.

Flow Co - Efficients

Valve Size		Plug Valve Cv
MM	Inch	
15	1/2"	9
20	3/4"	14
25	1"	44
32	1.1/4"	66
40	1.1/2"	92
50	2"	175
65	2.1/2"	245
80	3"	290
100	4"	545
125	5"	650
150	6"	1070
200	8"	1580
250	10"	2165
300	12"	3159

Flow Coefficient (Cv) is a basic industry wide standard which is defined as "The rate of flow of water in US gallon's per minute that will generate a pressure drop of one pound per square inch across the valve".

$$Cv = \frac{Q}{\sqrt{\frac{\Delta P}{SG}}}$$

WHERE,

- Q** = FLOW RATE IN US gal / min
SG = SPECIFIC GRAVITY OF LIQUID (WATER =1)
ΔP = PRESSURE DROP ACROSS THE VALVE, PSI
Ky = Cv / 1.17

Testing and Test Duration

Pressure Test Chart

Test Pressure & Duration As Per API 598						
Pressure Rating	Hydro Test Pressure		Valve Size	Test Duration In Seconds		
	Body (Kg/cm ²)	Seat (Kg/cm ²)		Body (Minutes-Seconds)	Seat (Minutes-Seconds)	Back Seat (Minutes-Seconds)
150#	30	22	2" & Smaller	0.25 - 15	0.25 - 15	0.25 - 15
300#	80	58	2.1/2" to 6"	1 - 60	1 - 60	1 - 60
600#	155	115	8" to 12"	2 - 120	2 - 120	1 - 60
800#	211	151	14" & Larger	5 - 300	2 - 120	1 - 60
900#	233	170	Pneumatic (Air) Testing Only For Seat 7 Kg/cm ²			
1500#	393	286				
2500#	653	478				

Test Pressure & Duration As Per BS EN 12266-1						
Pressure Rating	Body (Kg/cm ²)	Seat (Kg/cm ²)	Test Duration In Seconds			
			Valve Size	Body (Minutes-Seconds)	Seat (Minutes-Seconds)	Back Seat (Minutes-Seconds)
PN 10	15	11	2" & Smaller	0.25 - 15	0.25 - 15	0.25 - 15
PN 16	24	18				
PN 25	40	28	2.1/2" to 6"	1 - 60	1 - 60	1 - 60
PN 40	60	45	8" to 12"	2 - 120	2 - 120	2 - 120
PN 64	100	71	14" & Larger	5 - 30	2 - 120	2 - 120

Hydraulic Testing



Plug Valve Features

GENERAL

4Matic Non lubricated Sleeved & Lined Plug Valve are designed In accordance with API 599 for ANSI Class Ratings 150 & 300. Nominal sizes from 1/2" to 12" Valves Have been design for use with various combinations of material Such as : Carbon Steel, Low Carbon Steel, Special Alloy, Stainless Steel, Monel, Inconel.

2 Way and Multiport Plug Valves are available for variety of applications.

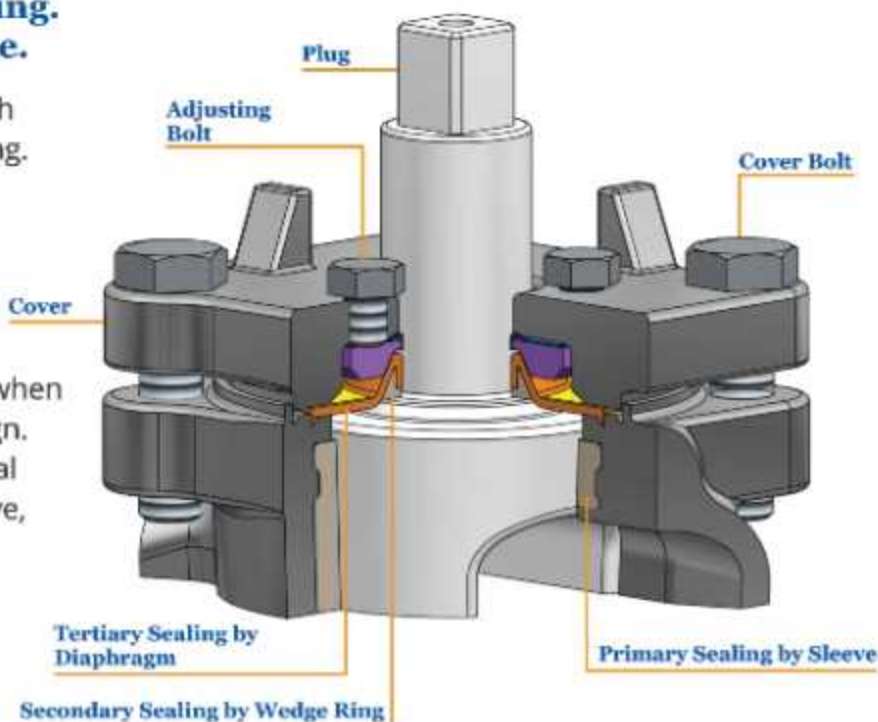
Construction & Working

Basic structure is plug, sleeve, body. Sleeve is inserted inside the body. Tapered plug is inserted into the sleeve. The sleeve acting as a soft seat completely surrounds plug creating areal sealing surfaces. Also not permitting any dead space in the flow path. Plug is rotating 90 degree. When it is aligned with the body port, flow is open. When the plug is rotated so that plug port is perpendicular to the body port the flow is blocked. The media kept in the plug while at closed position, will be contained in the plug port only, and when the valve is open again, the flow will flush the media out.

Unmatched Superior Sealing. Bi-directional Zero leakage.

Primary sealing by PTFE sleeve with high pressure ribs for In-line sealing.
Second by wedge ring.
Independent Tertiary sealing by diaphragm. Leaving absolutely no chance for atmospheric leakage.

This gives highest level of sealing when compared to any other valve design. (When compared with conventional ball valve, butterfly valve, gate valve, globe valve designs)



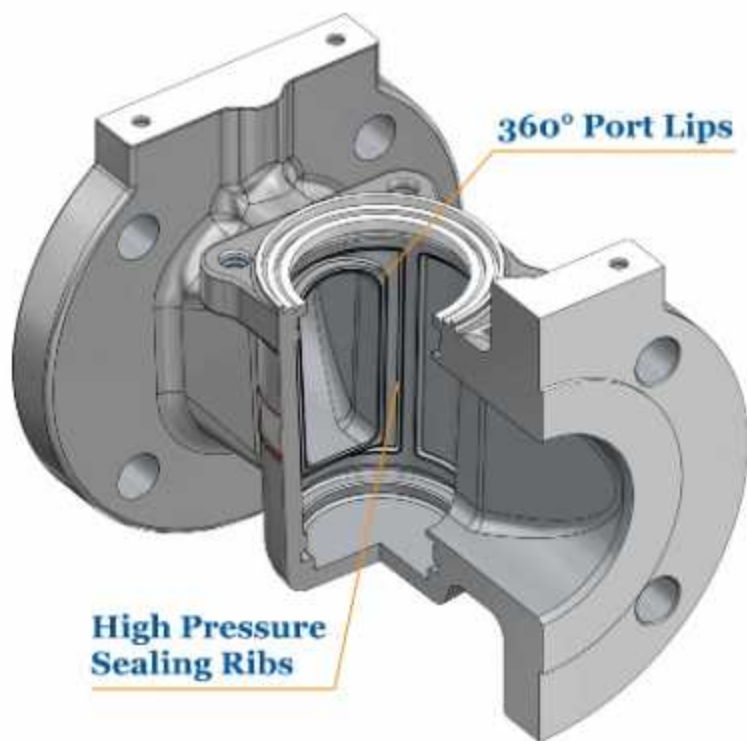
Plug Valve Features

Inherently Cavity Free.

No dead space. No fluid accumulation. No contamination. No sticking of media on plug.

360° port lips.

360° port lips provide a self-cleaning action to remove scaling and adhering media. PTFE even through high grade plastic which is vulnerable to cold flow (permanent deformation) when subjected to varying loads and temperature. In a plug valve the 360° port acts along with upper and lower boundary restrict the sleeve preventing cold flow.



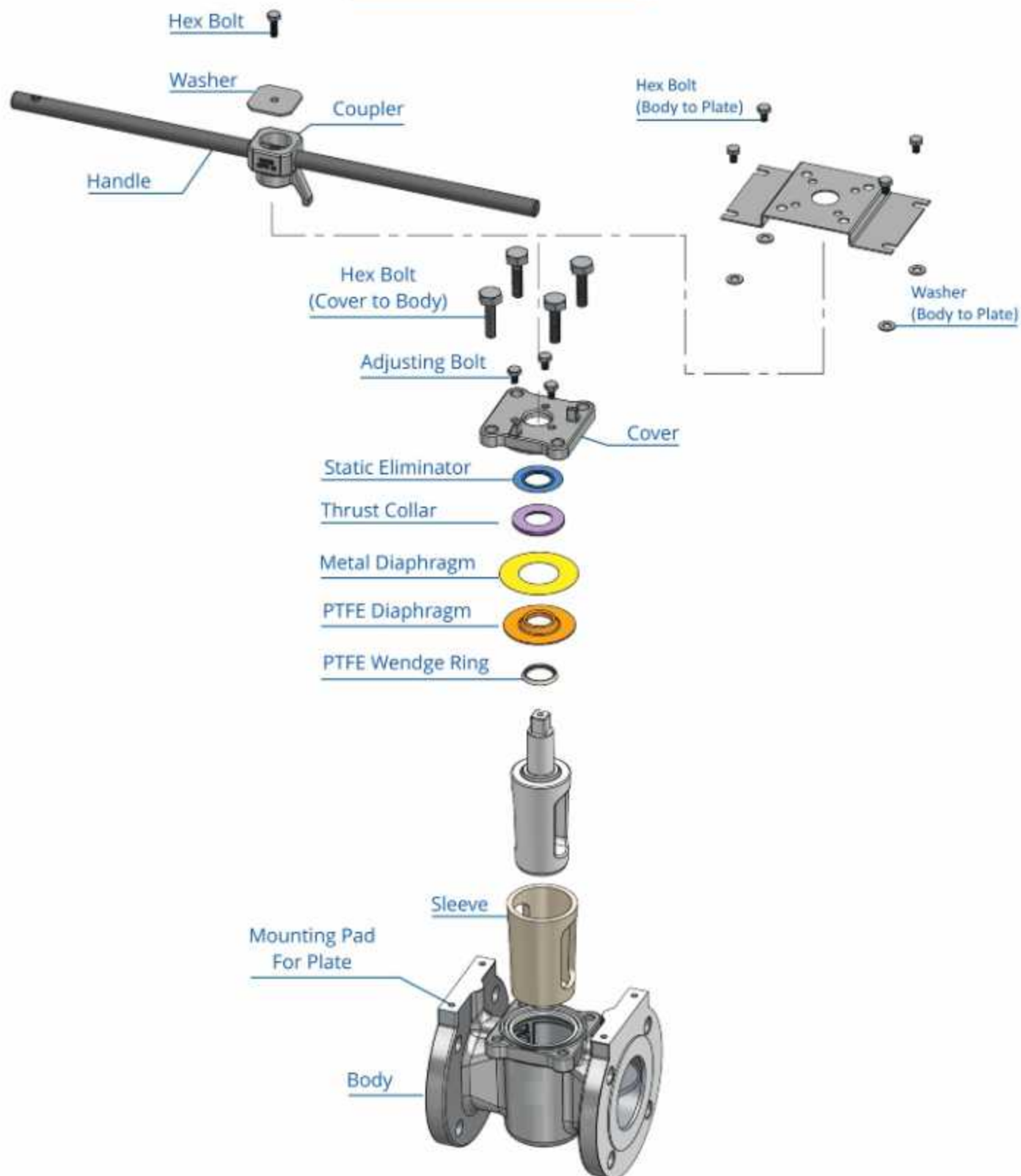
Less Joints. Less Problems.

Single piece body, tapered plug, cover. Improved monolithic compact design ensures lower costs and better performance.

No maintenance.

In case of PTFE sleeve wear from usage, a slight turn of adjusting bolt presses the plug down regaining sealing pressure making valve as good as new. No lubrication is needed even after long period of inactivity, thanks to low co-efficient of friction of PTFE sleeves and smooth finished surface of plug. And even in case of regular maintenance plug valves are top entry valves, hence, need not be removed from the line and can be easily serviced.

Plug Valve Exploded View



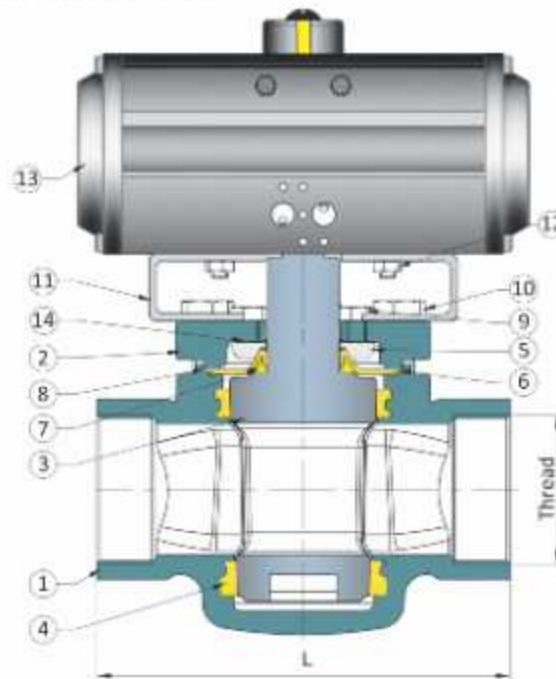
"GLO" Series 2 Way Plug Valve Screwed (BSP / NPT)

4Matic Plug valves are designed to offer superior performance in various industrial applications. Design inherent reduction in pressure drop leads to higher efficiency and better flow rates. Long service life, unmatched sealing capacity and ease of maintenance thanks to ingenious design make the 4Matic plug valves a preferred choice in severe service conditions.

Size Range : 1/2" to 2" (15 MM to 50 MM)

Standard

Design And Manufacturer : API 599 / BS 5353
Valve Face To Face Dimension : As Per Mfg Std.
Thread End Standard Conformity : ASME B 1.20.1
Inspection & Testing : API 598 / EN 12266 - 1
Leakage Class : CLASS VI ISO - 5208



150# Dimensions :

Valve Model	Valve Size		L	Weight Approx.
	MM	Inch		
4MGLE-15	15	1/2"	82.5	1.100
4MGLE-20	20	3/4"	82.5	1.100
4MGLE-25	25	1"	118	2.250
4MGLE-32	32	1 1/4"	118	2.520
4MGLE-40	40	1 1/2"	140	3.500
4MGLE-50	50	2"	165	6.150

(All Dimensions mm & Weight are for bare shaft only)

Sr. No.	Description	Material
01	Body	WCB / CF8 / CF8M / CF3M / CD4MCU
02	Cover	WCB / CF8 / CF8M / CF3M / CD4MCU
03	Plug	CF8 / CF8M / CF3M / CD4MCU
04	Plug Sleeve	PTFE / CFT / GFT
05	Thrust Collar	S.S. 304
06	PTFE Diaphragm	PTFE / CFT / GFT
07	PTFE Wedge Ring	PTFE / CFT / GFT
08	Metal Diaphragm	S.S. 304
09	Adjusting Hex Bolt	S.S. 304
10	Body Fitting Hex Bolt	S.S. 304
11	Act. Fitting Plate	S.S. 304
12	Act. Plate Fitting Hex Bolt	S.S. 304
13	Actuator	STD.
14	Static Eliminator	S.S. 304

Note : Special Metal & Higher Alloys available on request.

"GLO" Series 2 Way Plug Valve Flanged 150# & 300#

4Matic Plug valves are designed to offer superior performance in various industrial applications. Design inherent reduction in pressure drop leads to higher efficiency and better flow rates. Long service life, unmatched sealing capacity and ease of maintenance thanks to ingenious design make the 4Matic plug valves a preferred choice in severe service conditions.

Size Range : 1/2" to 12" (15 MM to 300 MM) 150# & 300#

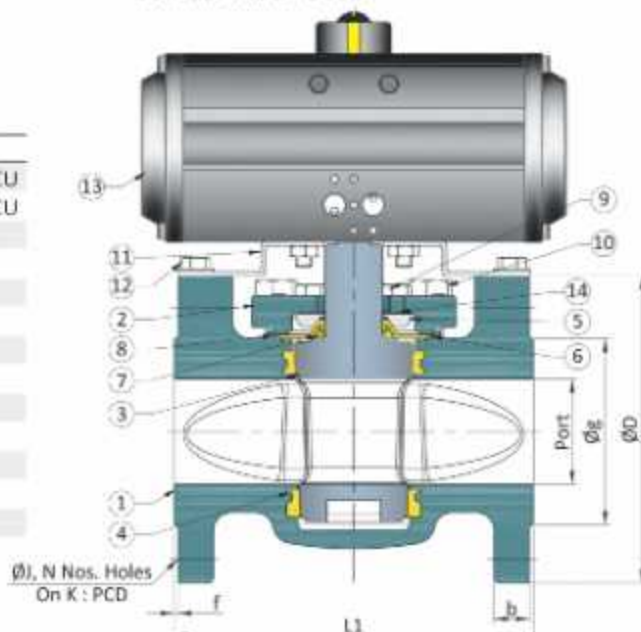
Standard

Design And Manufacturer : API 599 / BS 5353
Valve Face To Face Dimension : ASME B 16.10
Flange Standard Conformity : ASME B 16.5 Class 150# / 300#
Inspection & Testing : API 598 / EN 12266 - 1
Leakage Class : CLASS VI ISO - 5208



Sr. No.	Description	Material
01	Body	WCB / CF8 / CF8M / CF3M / CD4MCU
02	Cover	WCB / CF8 / CF8M / CF3M / CD4MCU
03	Plug	CF8 / CF8M / CF3M / CD4MCU
04	Plug Sleeve	PTFE / CFT / GFT
05	Thrust Collar	S.S.304
06	PTFE Diaphragm	PTFE / CFT / GFT
07	PTFE Wedge Ring	PTFE / CFT / GFT
08	Metal Diaphragm	S.S. 304
09	Adjusting Hex Bolt	S.S. 304
10	Body Fitting Hex Bolt	S.S. 304
11	Act. Fitting Plate	S.S. 304
12	Act. Plate Fitting Hex Bolt	S.S. 304
13	Actuator	STD.
14	Static Eliminator	S.S. 304

Note : Special Metal & Higher Alloys available on request.



150# Dimensions :

Valve Model	Valve Size		L1 150#	Weight Approx.
	MM	Inch		
4MGLM-15	15	1/2"	108	2.200
4MGLM-20	20	3/4"	117	2.405
4MGLM-25	25	1"	127	3.950
4MGLM-32	32	1.1/4"	140	4.400
4MGLM-40	40	1.1/2"	165	6.500
4MGLM-50	50	2"	178	10.500
4MGLM-65	65	2.1/2"	190	14.400
4MGLM-80	80	3"	203	16.750
4MGLM-100	100	4"	229	25.050
4MGLM-125	125	5"	254	31.200
4MGLM-150	150	6"	267	43.000
4MGLM-200	200	8"	292	76.000
4MGLM-250	250	10"	330	112.00
4MGLM-300	300	12"	356	168.20

(All Dimensions mm & Weight are for bare shaft only)

300# Dimensions :

Valve Model	Valve Size		L1 300#	Weight Approx.
	MM	Inch		
4MGLN-15	15	1/2"	140	2.450
4MGLN-20	20	3/4"	152	3.400
4MGLN-25	25	1"	165	5.450
4MGLN-32	32	1.1/4"	178	6.300
4MGLN-40	40	1.1/2"	190	9.000
4MGLN-50	50	2"	216	12.600
4MGLN-65	65	2.1/2"	241	16.700
4MGLN-80	80	3"	282	21.600
4MGLN-100	100	4"	305	35.600
4MGLN-125	125	5"	381	48.200
4MGLN-150	150	6"	403	68.000
4MGLN-200	200	8"	419	107.80
4MGLN-250	250	10"	457	164.00
4MGLN-300	300	12"	502	241.00

Note : Please refer page no. : 14 for Flange Dimensions.



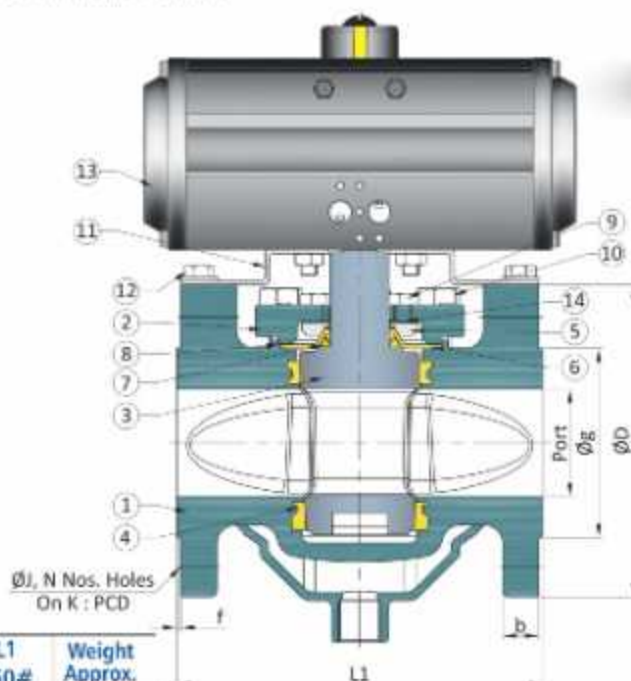
"GLO" Series 2 Way Plug Valve Flanged 150# & 300# JACKETED

4Matic Plug valves are designed to offer superior performance in various industrial applications. Design inherent reduction in pressure drop leads to higher efficiency and better flow rates. Long service life, unmatched sealing capacity and ease of maintenance thanks to ingenious design make the 4Matic plug valves a preferred choice in severe service conditions.

Size Range : 1/2" to 12" (15 MM to 300 MM) 150# / 300#

Standard

Design And Manufacturer : API 599 / BS 5353
 Valve Face To Face Dimension : ASME B 16.10
 Flange Standard Conformity : ASME B 16.5 Class 150# / 300#
 Inspection & Testing : API 598 / EN 12266 - 1
 Leakage Class : CLASS VI ISO - 5208



150# Dimensions :

Valve Model	Valve Size		L1 150#	Weight Approx.
	MM	Inch		
4MGJM-15	15	1/2"	108	2.580
4MGJM-20	20	3/4"	117	2.780
4MGJM-25	25	1"	127	4.650
4MGJM-32	32	1.1/4"	140	5.250
4MGJM-40	40	1.1/2"	165	7.400
4MGJM-50	50	2"	178	11.750
4MGJM-65	65	2.1/2"	190	16.000
4MGJM-80	80	3"	203	18.850
4MGJM-100	100	4"	229	28.300
4MGJM-125	125	5"	254	36.500
4MGJM-150	150	6"	267	49.000
4MGJM-200	200	8"	292	88.000
4MGJM-250	250	10"	330	152.500
4MGJM-300	300	12"	356	182.000

(All Dimensions mm & Weight are for bare shaft only)

Note : Please refer page no. : 14 for Flange Dimensions.

Sr. No.	Description	Material
01	Jacketed Body	WCB / CF8 / CF8M / CF3M / CD4MCU
02	Cover	WCB / CF8 / CF8M / CF3M / CD4MCU
03	Plug	CF8 / CF8M / CF3M / CD4MCU
04	Plug Sleeve	PTFE / CFT / GFT
05	Thrust Collar	S.S.304
06	PTFE Diaphragm	PTFE / CFT / GFT
07	PTFE Wedge Ring	PTFE / CFT / GFT
08	Metal Diaphragm	S.S. 304
09	Adjusting Hex Bolt	S.S. 304
10	Body Fitting Hex Bolt	S.S. 304
11	Act. Fitting Plate	S.S. 304
12	Act. Plate Fitting Hex Bolt	S.S. 304
13	Actuator	STD.
14	Static Eliminator	S.S. 304

Note : Special Metal & Higher Alloys available on request.

"GLO" Series 2 Way Plug Valve Screwed (BSP / NPT)

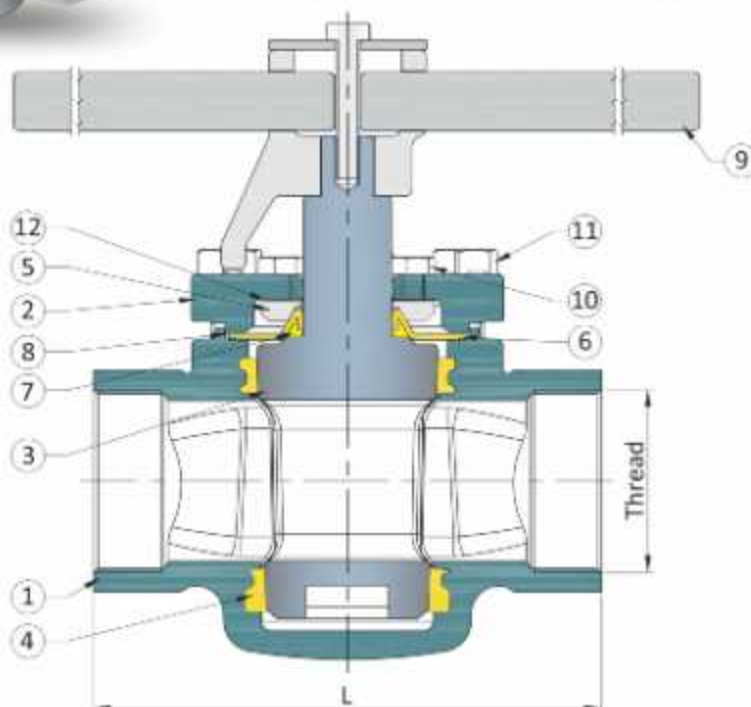


4Matic Plug valves are designed to offer superior performance in various industrial applications. Design inherent reduction in pressure drop leads to higher efficiency and better flow rates. Long service life, unmatched sealing capacity and ease of maintenance thanks to ingenious design make the 4Matic plug valves a preferred choice in severe service conditions.

Size Range : 1/2" to 2" (15 MM to 50 MM)

Standard

Design And Manufacturer : API 599 / BS 5353
Valve Face To Face Dimension : As Per Mfg Std.
Thread End Standard Conformity : ASME B 1.20.1
Inspection & Testing : API 598 / EN 12266 - 1
Leakage Class : CLASS VI ISO - 5208



150# Dimensions :

Valve Model	Valve Size		L Screwed	Weight Approx.
	MM	Inch		
4MGLS-15	15	1/2"	82.5	1.100
4MGLS-20	20	3/4"	82.5	1.100
4MGLS-25	25	1"	118	2.250
4MGLS-32	32	1.1/4"	118	2.520
4MGLS-40	40	1.1/2"	140	3.500
4MGLS-50	50	2"	165	6.150

(All Dimensions mm & Weight are for bare shaft only)

Sl. No.	Description	Material
01	Body	WCB / CF8 / CF8M / CF3M / CD4MCU
02	Cover	WCB / CF8 / CF8M / CF3M / CD4MCU
03	Plug	CF8 / CF8M / CF3M / CD4MCU
04	Plug Sleeve	PTFE / CFT / GFT
05	Thrust Collar	S.S. 304
06	PTFE Diaphragm	PTFE / CFT / GFT
07	PTFE Wedge Ring	PTFE / CFT / GFT
08	Metal Diaphragm	S.S. 304
09	Handle Rod	S.S. 304
10	Adjusting Hex Bolt	S.S. 304
11	Body Fitting Hex Bolt	S.S. 304
12	Static Eliminator	S.S. 304

Note : Special Metal & Higher Alloys available on request.

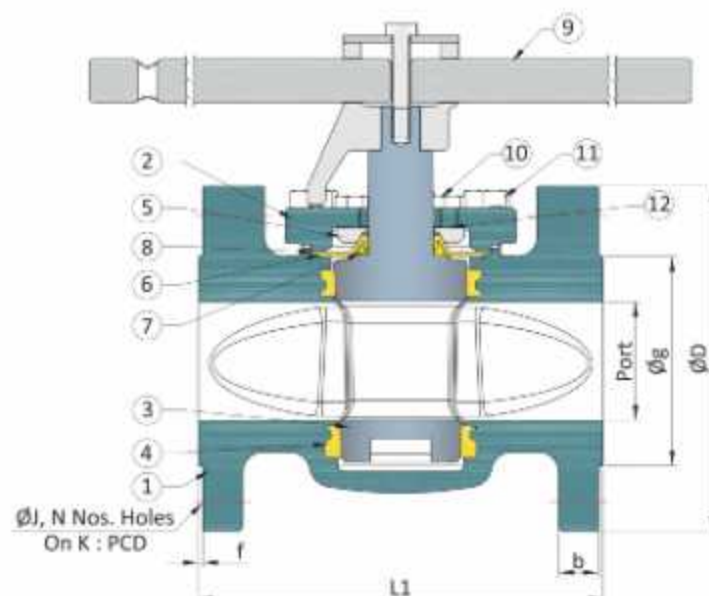
"GLO" Series 2 Way Plug Valve Flanged 150# & 300#

4Matic Plug valves are designed to offer superior performance in various industrial applications. Design inherent reduction in pressure drop leads to higher efficiency and better flow rates. Long service life, unmatched sealing capacity and ease of maintenance thanks to ingenious design make the 4Matic plug valves a preferred choice in severe service conditions.

Size Range : 1/2" to 6" (15 MM to 150 MM) 150# & 300#

Standard

Design And Manufacturer	: API 599 / BS 5353
Valve Face To Face Dimension	: ASME B 16.10
Flange Standard Conformity	: ASME B 16.5 Class 150# / 300#
Inspection & Testing	: API 598 / EN 12266 - 1
Leakage Class	: CLASS VI ISO - 5208



St. No.	Description	Material
01	Body	WCB / CF8 / CF8M / CF3M / CD4MCU
02	Cover	WCB / CF8 / CF8M / CF3M / CD4MCU
03	Plug	CF8 / CF8M / CF3M / CD4MCU
04	Plug Sleeve	PTFE / CFT / GFT
05	Thrust Collar	S.S. 304
06	PTFE Diaphragm	PTFE / CFT / GFT
07	PTFE Wedge Ring	PTFE / CFT / GFT
08	Metal Diaphragm	S.S. 304
09	Handle Rod	S.S. 302
10	Adjusting Hex Bolt	S.S. 304
11	Body Fitting Hex Bolt	S.S. 304
12	Static Eliminator	S.S. 304

Note : Special Metal & Higher Alloys available on request.

150# Dimensions :

Valve Model	Valve Size		L1 150#	Weight Approx.
	MM	Inch		
4MGLK-15	15	1/2"	108	2.050
4MGLK-20	20	3/4"	117	2.450
4MGLK-25	25	1"	127	4.250
4MGLK-32	32	1.1/4"	140	4.700
4MGLK-40	40	1.1/2"	165	7.000
4MGLK-50	50	2"	178	11.500
4MGLK-65	65	2.1/2"	190	15.400
4MGLK-80	80	3"	203	18.000
4MGLK-100	100	4"	229	27.600
4MGLK-125	125	5"	254	34.700
4MGLK-150	150	6"	267	46.400

(All Dimensions mm & Weight are for bare shaft only)

Note : Please refer page no. : 14 for Flange Dimensions.

300# Dimensions :

Valve Model	Valve Size		L1 300#	Weight Approx.
	MM	Inch		
4MGL-15	15	1/2"	140	2.500
4MGL-20	20	3/4"	152	3.500
4MGL-25	25	1"	165	5.150
4MGL-32	32	1.1/4"	178	6.600
4MGL-40	40	1.1/2"	190	9.700
4MGL-50	50	2"	216	13.700
4MGL-65	65	2.1/2"	241	18.000
4MGL-80	80	3"	282	23.000
4MGL-100	100	4"	305	37.800
4MGL-125	125	5"	381	51.800
4MGL-150	150	6"	403	70.500

(All Dimensions mm & Weight are for bare shaft only)

Note : Please refer page no. : 14 for Flange Dimensions.

"GLO" Series 3 Way Plug Valve Flanged 150#

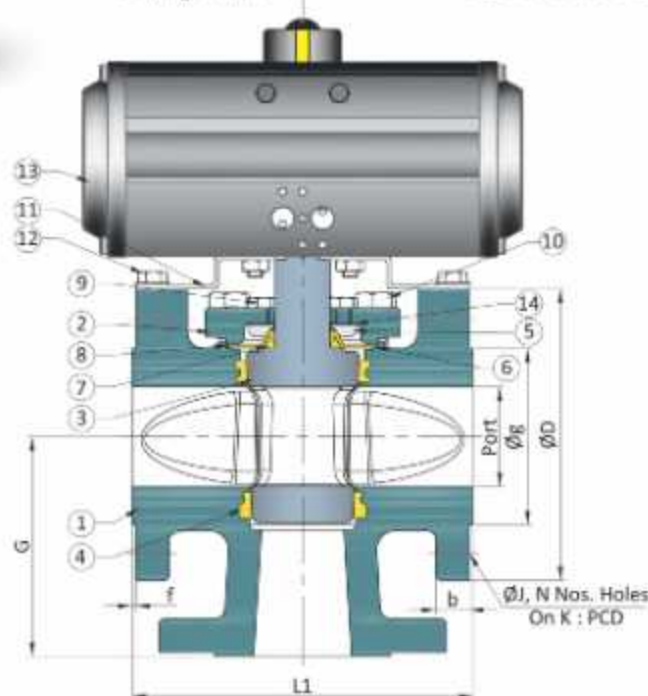


4Matic Plug valves are designed to offer superior performance in various industrial applications. Design inherent reduction in pressure drop leads to higher efficiency and better flow rates. Long service life, unmatched sealing capacity and ease of maintenance thanks to ingenious design make the 4Matic plug valves a preferred choice in severe service conditions.

Size Range : 1/2" to 6" (15 MM to 150 MM) 150#

Standard

Design And Manufacturer : API 599 / BS 5353
Valve Face To Face Dimension : ASME B 16.10
Flange Standard Conformity : ASME B 16.5 Class 150#
Inspection & Testing : API 598 / EN 12266 - 1
Leakage Class : CLASS VI ISO - 5208



Sr. No.	Description	Material
01	Body	WCB CF8 / CF8M / CF3M / CD4MCU
02	Cover	WCB CF8 / CF8M / CF3M / CD4MCU
03	Plug	CF8 / CF8M / CF3M / CD4MCU
04	Plug Sleeve	PTFE / CFT / GFT
05	Thrust Collar	S.S. 304
06	PTFE Diaphragm	PTFE / CFT / GFT
07	PTFE Wedge Ring	PTFE / CFT / GFT
08	Metal Diaphragm	S.S. 304
09	Adjusting Hex Bolt	S.S. 304
10	Body Fitting Hex Bolt	S.S. 304
11	Act. Fitting Plate	S.S. 304
12	Act. Plate Fitting Hex Bolt	S.S. 304
13	Actuator	STD.
14	Static Eliminator	S.S. 304

Note : Special Metal & Higher Alloys available on request.

150# Dimensions :

Valve Model	Valve Size		L1 150#	G	Weight Approx.
	MM	Inch			
4M3GLO-15	15	1/2"	108	70	2.500
4M3GLO-20	20	3/4"	117	73	3.100
4M3GLO-25	25	1"	127	89	4.900
4M3GLO-32	32	1 1/4"	140	95	5.700
4M3GLO-40	40	1 1/2"	165	105	7.700
4M3GLO-50	50	2"	178	114.5	12.300
4M3GLO-65	65	2 1/2"	190	130.25	17.800
4M3GLO-80	80	3"	203	130.25	20.300
4M3GLO-100	100	4"	229	152.5	30.800
4M3GLO-150	150	6"	267	190.5	56.000

(All Dimensions mm & Weight are for bare shaft only)

Note : Please refer page no. : 14 for Flange Dimensions.



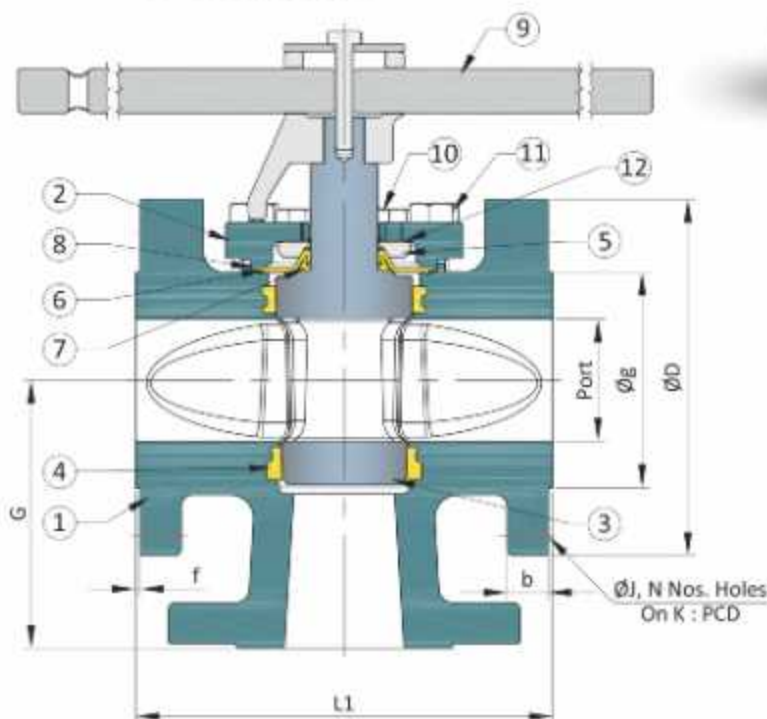
"GLO" Series 3 Way Plug Valve Flanged 150#

4Matic Plug valves are designed to offer superior performance in various industrial applications. Design inherent reduction in pressure drop leads to higher efficiency and better flow rates. Long service life, unmatched sealing capacity and ease of maintenance thanks to ingenious design make the 4Matic plug valves a preferred choice in severe service conditions.

Size Range : 1/2" to 6" (15 MM to 150 MM) 150#

Standard

Design And Manufacturer : API 599 / BS 5353
 Valve Face To Face Dimension : ASME B 16.10
 Flange Standard Conformity : ASME B 16.5 Class 150# / 300#
 Inspection & Testing : API 598 / EN 12266 - 1
 Leakage Class : CLASS VI ISO - 5208



150# Dimensions :

Valve Model	Valve Size		L1 150#	G	Weight Approx.
	MM	Inch			
4M3GLP-15	15	1/2"	108	70	2.630
4M3GLP-20	20	3/4"	117	73	3.150
4M3GLP-25	25	1"	127	89	5.150
4M3GLP-32	32	1 1/4"	140	95	5.900
4M3GLP-40	40	1 1/2"	165	105	8.400
4M3GLP-50	50	2"	178	114.5	13.700
4M3GLP-65	65	2 1/2"	190	130.25	19.200
4M3GLP-80	80	3"	203	130.25	21.500
4M3GLP-100	100	4"	229	152.5	33.350
4M3GLP-150	150	6"	267	190.5	60.800

(All Dimensions mm & Weight are for bare shaft only)


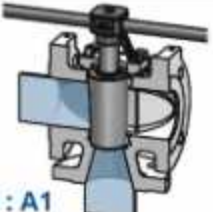

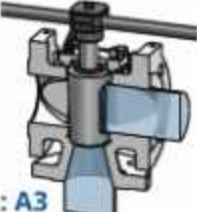

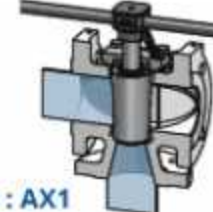


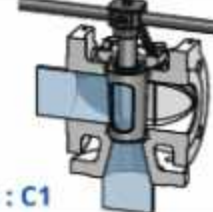



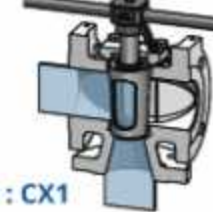


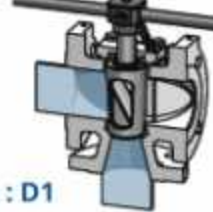

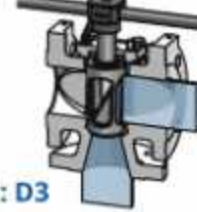

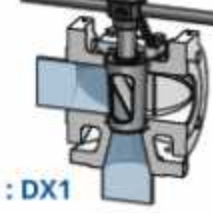

Note : Please refer page no. : 14 for Flange Dimensions.

Sr. No.	Description	Material
01	Body	WCB / CF8 / CF8M / CF3M / CD4MCU
02	Cover	WCB / CF8 / CF8M / CF3M / CD4MCU
03	Plug	CF8 / CF8M / CF3M / CD4MCU
04	Plug Sleeve	PTFE / CFT / GFT
05	Thrust Collar	S.S. 304
06	PTFE Diaphragm	PTFE / CFT / GFT
07	PTFE Wedge Ring	PTFE / CFT / GFT
08	Metal Diaphragm	S.S. 304
09	Handle Rod	S.S. 304
10	Adjusting Hex Bolt	S.S. 304
11	Body Fitting Hex Bolt	S.S. 304
12	Static Eliminator	S.S. 304

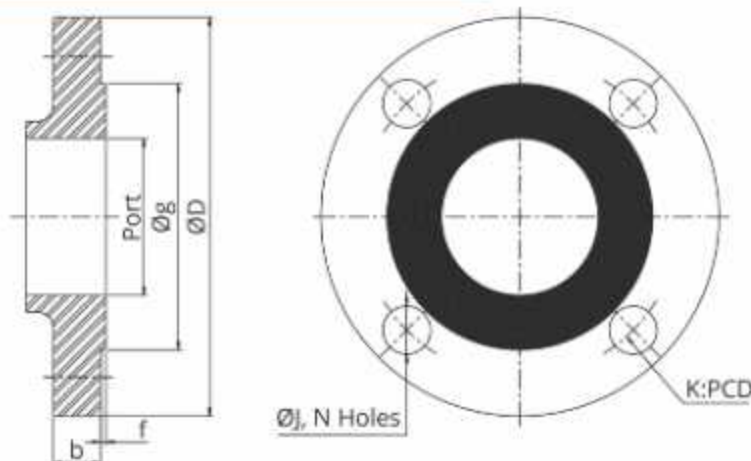
Note : Special Metal & Higher Alloys available on request.

Multiport Valves

The versatility of 3GLO multiport valves and the variety of flow arrangements in which they are available make these valves ideal for many types of piping systems handling liquids, gases, slurries or other applications where tight shut - off is required.

Type	0° Position	90° Position	180° Position
A 	 Code : A1	 Code : A2	 Code : A3
AX 	 Code : AX1	 Code : AX2	
C 	 Code : C1	 Code : C2	 Code : C3
CX Only 90° 	 Code : CX1	 Code : CX2	
D 	 Code : D1	 Code : D2	 Code : D3
DX Only 90° 	 Code : DX1	 Code : DX2	

Plug Valves Flanged Standard Dimensions Table



As Per ASME B16.5 150# Dimensions Table

Valve Size		Port	L1	ØD	Øg	b	f	ØJ	N	PCD
MM	Inch									
15	1/2"	13	108	90	34.9	9.6	2	15.9	4	60.3
20	3/4"	19	117	100	42.9	11.2	2	15.9	4	69.9
25	1"	25	127	110	50.8	12.7	2	15.9	4	79.4
32	1.1/4"	32	140	115	63.5	14.3	2	15.9	4	88.9
40	1.1/2"	38	165	125	73	15.9	2	15.9	4	98.4
50	2"	49	178	150	92.1	17.5	2	19.05	4	120.7
65	2.1/2"	62	190	180	104.8	20.7	2	19.05	4	139.7
80	3"	74	203	190	127	22.3	2	19.05	4	152.4
100	4"	100	229	230	157.2	22.3	2	19.05	8	190.5
125	5"	125	254	255	185.7	22.3	2	22.2	8	215.9
150	6"	150	267	280	215.9	23.9	2	22.2	8	241.3
200	8"	201	292	345	269.9	27	2	22.2	8	298.5
250	10"	252	330	405	323.8	28.6	2	25.4	12	362
300	12"	303	610	485	381	30.2	2	25.4	12	431.8

As Per ASME B16.5 300# Dimensions Table

Valve Size		Port	L1	ØD	Øg	b	f	ØJ	N	PCD
MM	Inch									
15	1/2"	13	140	95	34.9	12.7	2	15.9	4	66.7
20	3/4"	19	152	115	42.9	14.3	2	19.05	4	82.6
25	1"	25	165	125	50.8	15.9	2	19.05	4	88.9
32	1.1/4"	32	178	135	63.5	17.5	2	19.05	4	98.4
40	1.1/2"	38	190	155	73	19.1	2	22.2	4	114.3
50	2"	49	216	165	92.1	20.7	2	19.05	8	127
65	2.1/2"	62	241	190	104.8	23.9	2	22.2	8	149.2
80	3"	74	282	210	127	27	2	22.2	8	168.3
100	4"	100	305	255	157.2	30.2	2	22.2	8	200
125	5"	125	381	280	185.7	33.4	2	22.2	8	235
150	6"	150	403	320	215.9	35	2	22.2	12	269.9
200	8"	201	419	380	269.9	39.7	2	25.4	12	330.2
250	10"	252	457	445	323.8	46.1	2	28.6	16	387.4
300	12"	303	648	520	381	49.3	2	31.75	16	450.8



Notes

This image shows a full page of white paper with horizontal grey ruling lines. The lines are evenly spaced and run across the width of the page, providing a template for handwriting practice or general writing. There are no margins, text, or other markings on the page.

